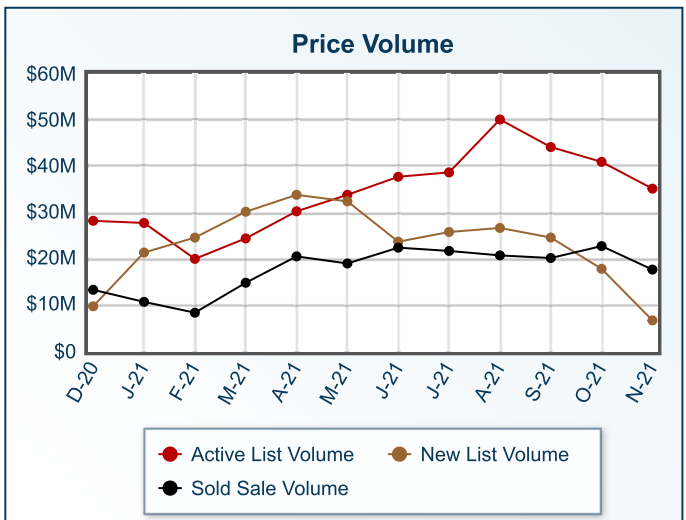
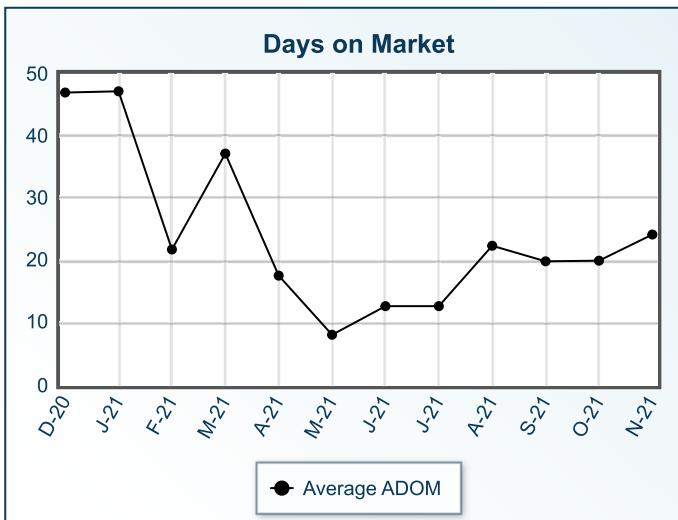
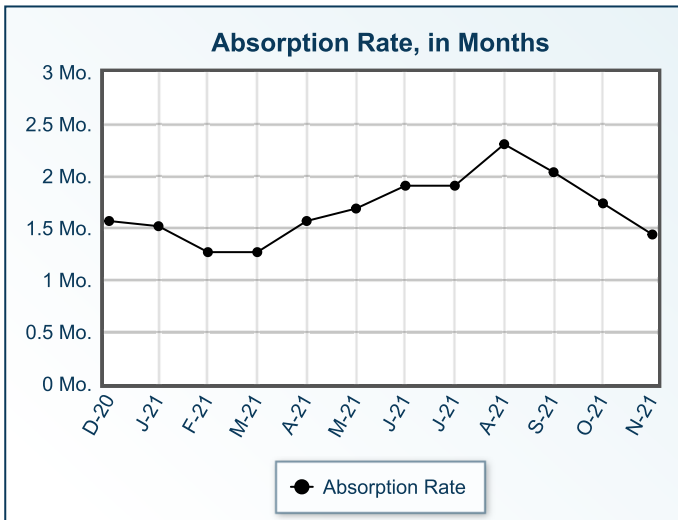
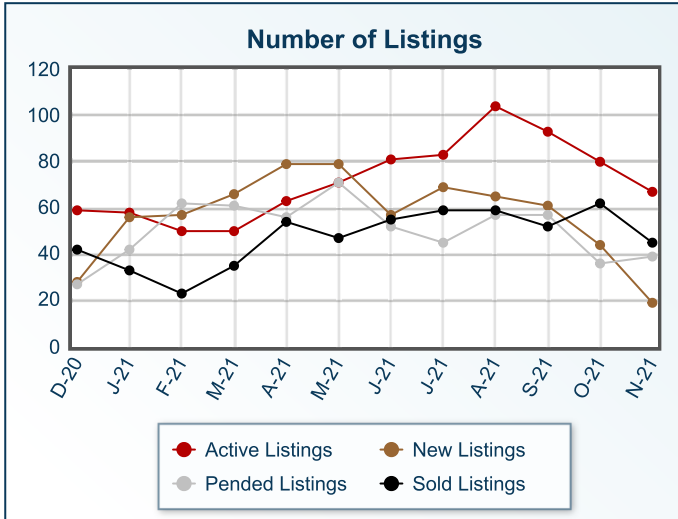


Market Summary

Palmer Residential, November 2021



Summary Statistics						
	Nov-21	Nov-20	% Chg	2021 YTD	2020 YTD	% Chg
Absorption Rate	1.44	1.71	-15.79	1.7	2.11	-19.43
Average List Price	\$525,030	\$463,183	13.35	\$416,132	\$360,770	15.35
Median List Price	\$553,000	\$374,900	47.51	\$375,000	\$325,000	15.38
Average Sale Price	\$392,621	\$346,334	13.36	\$380,144	\$328,755	15.63
Median Sale Price	\$395,000	\$303,500	30.15	\$355,000	\$300,000	18.33
Average ADOM	24	44	-45.45	20	38	-47.37
Median ADOM	6	7	-14.29	4	10	-60.00

Sold Listings							Pending Listings						
	This Month			Year to Date				This Month			Year to Date		
	2021	2020	% Chg	2021	2020	% Chg		2021	2020	% Chg	2021	2020	% Chg
0-49,999	0	0	0.0	1	2	-50.0	0-49,999	0	0	0.0	1	2	-50.0
50,000-99,999	1	0	N/A	4	0	N/A	50,000-99,999	0	0	0.0	3	2	50.0
100,000-149,999	0	1	-100.0	4	7	-42.9	100,000-149,999	1	1	0.0	7	6	16.7
150,000-199,999	0	1	-100.0	21	32	-34.4	150,000-199,999	1	0	N/A	23	42	-45.2
200,000-249,999	1	5	-80.0	32	56	-42.9	200,000-249,999	3	4	-25.0	31	52	-40.4
250,000-299,999	2	11	-81.8	61	106	-42.5	250,000-299,999	3	5	-40.0	85	125	-32.0
300,000-349,999	12	3	300.0	127	65	95.4	300,000-349,999	10	3	233.3	117	75	56.0
350,000-399,999	10	4	150.0	86	55	56.4	350,000-399,999	7	3	133.3	91	73	24.7
400,000-449,999	7	4	75.0	72	33	118.2	400,000-449,999	5	5	0.0	63	47	34.0
450,000-499,999	5	3	66.7	34	19	78.9	450,000-499,999	3	2	50.0	52	28	85.7
500,000-549,999	4	2	100.0	34	15	126.7	500,000-549,999	0	0	0.0	29	11	163.6
550,000-599,999	1	0	N/A	14	7	100.0	550,000-599,999	1	0	N/A	25	9	177.8
600,000-649,999	2	1	100.0	12	4	200.0	600,000-649,999	2	0	N/A	20	5	300.0
650,000-699,999	0	1	-100.0	6	3	100.0	650,000-699,999	1	0	N/A	9	7	28.6
700,000-749,999	0	0	0.0	3	0	N/A	700,000-749,999	1	0	N/A	6	1	500.0
750,000-799,999	0	0	0.0	4	2	100.0	750,000-799,999	0	0	0.0	4	1	300.0
800,000-849,999	0	0	0.0	2	4	-50.0	800,000-849,999	0	0	0.0	1	2	-50.0
850,000-899,999	0	0	0.0	2	0	N/A	850,000-899,999	0	0	0.0	4	2	100.0
900,000-949,999	0	0	0.0	2	0	N/A	900,000-949,999	1	0	N/A	2	0	N/A
950,000-999,999	0	0	0.0	0	0	0.0	950,000-999,999	0	0	0.0	2	0	N/A
1,000,000+	0	0	0.0	2	1	100.0	1,000,000+	0	0	0.0	3	2	50.0
Totals	45	36	25.0	523	411	27.3	Totals	39	23	69.6	578	492	17.5

Active Listings	This Month			Year to Date			New Listings	This Month			Year to Date		
	2021	2020	% Chg	2021	2020	% Chg		2021	2020	% Chg	2021	2020	% Chg
	0-49,999	0	1	-100.0	1	3		-66.7	0-49,999	0	0	0.0	1
50,000-99,999	1	1	0.0	4	4	0.0	50,000-99,999	0	0	0.0	4	1	300.0
100,000-149,999	2	1	100.0	9	9	0.0	100,000-149,999	0	2	-100.0	7	9	-22.2
150,000-199,999	2	0	N/A	26	43	-39.5	150,000-199,999	2	0	N/A	26	37	-29.7
200,000-249,999	3	2	50.0	35	60	-41.7	200,000-249,999	2	1	100.0	34	48	-29.2
250,000-299,999	5	12	-58.3	93	143	-35.0	250,000-299,999	1	5	-80.0	85	132	-35.6
300,000-349,999	3	12	-75.0	129	93	38.7	300,000-349,999	4	3	33.3	122	82	48.8
350,000-399,999	5	7	-28.6	106	92	15.2	350,000-399,999	5	6	-16.7	99	82	20.7
400,000-449,999	4	11	-63.6	66	65	1.5	400,000-449,999	1	5	-80.0	57	59	-3.4
450,000-499,999	5	6	-16.7	67	43	55.8	450,000-499,999	2	4	-50.0	66	38	73.7
500,000-549,999	2	3	-33.3	37	17	117.6	500,000-549,999	1	0	N/A	33	16	106.3
550,000-599,999	11	3	266.7	40	15	166.7	550,000-599,999	0	0	0.0	38	12	216.7
600,000-649,999	8	1	700.0	29	7	314.3	600,000-649,999	1	1	0.0	27	6	350.0
650,000-699,999	6	1	500.0	18	9	100.0	650,000-699,999	0	0	0.0	18	7	157.1
700,000-749,999	2	0	N/A	10	3	233.3	700,000-749,999	0	1	-100.0	9	2	350.0
750,000-799,999	3	0	N/A	10	4	150.0	750,000-799,999	0	0	0.0	10	3	233.3
800,000-849,999	0	0	0.0	1	2	-50.0	800,000-849,999	0	0	0.0	1	2	-50.0
850,000-899,999	1	0	N/A	7	2	250.0	850,000-899,999	0	0	0.0	7	2	250.0
900,000-949,999	2	0	N/A	4	2	100.0	900,000-949,999	0	0	0.0	4	2	100.0
950,000-999,999	1	0	N/A	3	0	N/A	950,000-999,999	0	0	0.0	3	0	N/A
1,000,000+	1	4	-75.0	4	6	-33.3	1,000,000+	0	0	0.0	1	5	-80.0
Totals	67	65	3.1	699	622	12.4	Totals	19	28	-32.1	652	548	19.0

All information is deemed reliable, but is not guaranteed. Interested parties are advised to independently verify all information contained herein. © 2021 MLS and FBS.
Prepared by Rod Stone on Thursday, December 16, 2021 11:21 AM.