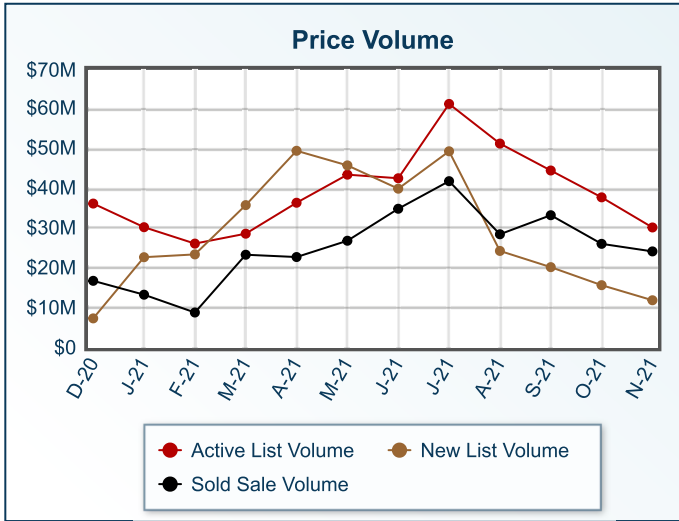
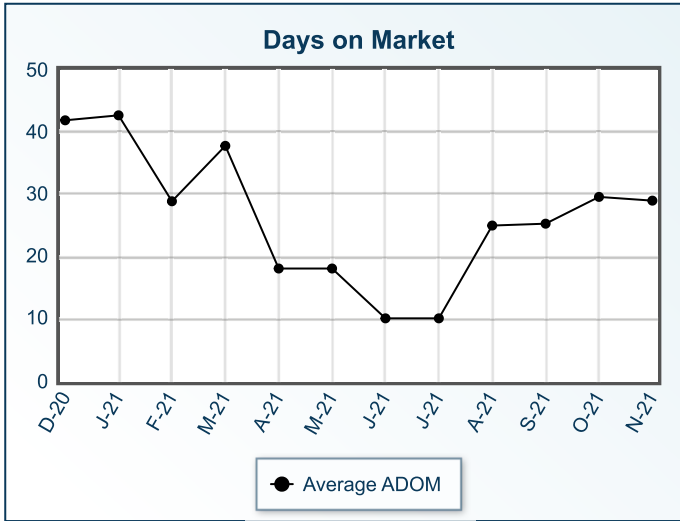
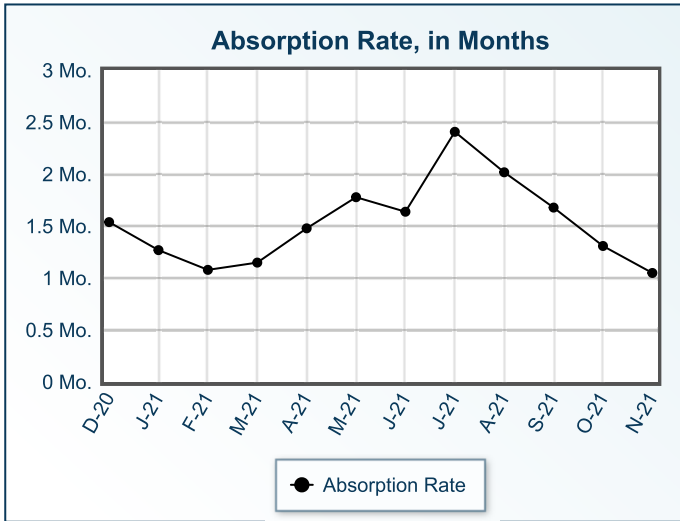
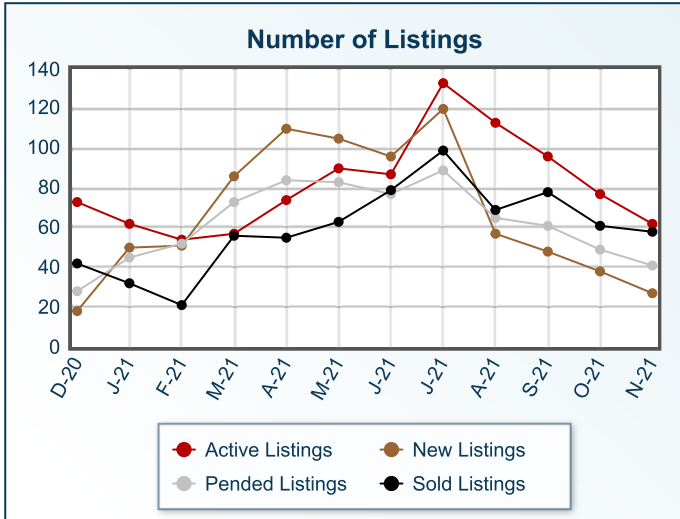


Market Summary

Eagle River Residential, November 2021



Summary Statistics						
	Nov-21	Nov-20	% Chg	2021 YTD	2020 YTD	% Chg
Absorption Rate	1.05	1.92	-45.31	1.53	2.95	-48.14
Average List Price	\$487,641	\$478,453	1.92	\$435,133	\$411,302	5.79
Median List Price	\$459,500	\$457,450	0.45	\$399,900	\$379,000	5.51
Average Sale Price	\$417,142	\$385,454	8.22	\$423,357	\$390,233	8.49
Median Sale Price	\$375,000	\$357,500	4.90	\$398,000	\$365,000	9.04
Average ADOM	29	37	-21.62	22	43	-48.84
Median ADOM	17	18	-5.56	6	17	-64.71

Sold Listings							Pending Listings						
	This Month			Year to Date				This Month			Year to Date		
	2021	2020	% Chg	2021	2020	% Chg		2021	2020	% Chg	2021	2020	% Chg
0-49,999	0	0	0.0	0	0	0.0	0-49,999	0	0	0.0	0	0	0.0
50,000-99,999	0	0	0.0	1	1	0.0	50,000-99,999	0	0	0.0	1	1	0.0
100,000-149,999	0	0	0.0	1	3	-66.7	100,000-149,999	0	0	0.0	1	1	0.0
150,000-199,999	0	1	-100.0	2	6	-66.7	150,000-199,999	1	0	N/A	2	5	-60.0
200,000-249,999	1	0	N/A	16	29	-44.8	200,000-249,999	1	0	N/A	16	30	-46.7
250,000-299,999	4	6	-33.3	70	72	-2.8	250,000-299,999	5	5	0.0	74	75	-1.3
300,000-349,999	8	18	-55.6	98	132	-25.8	300,000-349,999	2	6	-66.7	120	141	-14.9
350,000-399,999	25	10	150.0	153	104	47.1	350,000-399,999	13	8	62.5	178	115	54.8
400,000-449,999	3	7	-57.1	102	68	50.0	400,000-449,999	3	4	-25.0	86	71	21.1
450,000-499,999	6	2	200.0	81	33	145.5	450,000-499,999	2	5	-60.0	76	52	46.2
500,000-549,999	3	3	0.0	43	33	30.3	500,000-549,999	6	3	100.0	50	35	42.9
550,000-599,999	3	1	200.0	42	25	68.0	550,000-599,999	3	1	200.0	44	31	41.9
600,000-649,999	1	4	-75.0	23	19	21.1	600,000-649,999	0	1	-100.0	27	18	50.0
650,000-699,999	1	0	N/A	18	7	157.1	650,000-699,999	2	0	N/A	21	10	110.0
700,000-749,999	1	0	N/A	9	1	800.0	700,000-749,999	2	2	0.0	9	4	125.0
750,000-799,999	2	0	N/A	4	3	33.3	750,000-799,999	0	0	0.0	5	5	0.0
800,000-849,999	0	0	0.0	2	2	0.0	800,000-849,999	0	0	0.0	2	2	0.0
850,000-899,999	0	0	0.0	2	1	100.0	850,000-899,999	0	0	0.0	4	1	300.0
900,000-949,999	0	0	0.0	2	0	N/A	900,000-949,999	0	0	0.0	1	2	-50.0
950,000-999,999	0	0	0.0	2	0	N/A	950,000-999,999	0	0	0.0	1	0	N/A
1,000,000+	0	0	0.0	0	2	-100.0	1,000,000+	1	0	N/A	1	1	0.0
Totals	58	52	11.5	671	541	24.0	Totals	41	35	17.1	719	600	19.8

Active Listings	This Month			Year to Date			New Listings	This Month			Year to Date		
	2021	2020	% Chg	2021	2020	% Chg		2021	2020	% Chg	2021	2020	% Chg
	0-49,999	0	0	0.0	0	0		0.0	0-49,999	0	0	0.0	0
50,000-99,999	1	1	0.0	2	3	-33.3	50,000-99,999	0	0	0.0	1	2	-50.0
100,000-149,999	0	0	0.0	1	1	0.0	100,000-149,999	0	0	0.0	1	1	0.0
150,000-199,999	1	1	0.0	4	9	-55.6	150,000-199,999	0	0	0.0	3	9	-66.7
200,000-249,999	2	1	100.0	18	36	-50.0	200,000-249,999	0	0	0.0	17	30	-43.3
250,000-299,999	3	13	-76.9	79	101	-21.8	250,000-299,999	2	5	-60.0	75	91	-17.6
300,000-349,999	4	9	-55.6	128	173	-26.0	300,000-349,999	2	3	-33.3	123	149	-17.4
350,000-399,999	11	8	37.5	204	142	43.7	350,000-399,999	10	7	42.9	198	123	61.0
400,000-449,999	9	9	0.0	108	88	22.7	400,000-449,999	3	3	0.0	102	79	29.1
450,000-499,999	3	14	-78.6	83	80	3.8	450,000-499,999	1	2	-50.0	74	64	15.6
500,000-549,999	10	8	25.0	66	50	32.0	500,000-549,999	4	2	100.0	62	48	29.2
550,000-599,999	6	8	-25.0	59	48	22.9	550,000-599,999	2	1	100.0	53	36	47.2
600,000-649,999	6	3	100.0	39	26	50.0	600,000-649,999	2	1	100.0	35	18	94.4
650,000-699,999	1	4	-75.0	24	17	41.2	650,000-699,999	1	2	-50.0	19	14	35.7
700,000-749,999	2	3	-33.3	11	6	83.3	700,000-749,999	0	0	0.0	9	5	80.0
750,000-799,999	1	0	N/A	6	7	-14.3	750,000-799,999	0	1	-100.0	5	7	-28.6
800,000-849,999	0	1	-100.0	4	4	0.0	800,000-849,999	0	0	0.0	3	2	50.0
850,000-899,999	0	2	-100.0	4	4	0.0	850,000-899,999	0	0	0.0	3	3	0.0
900,000-949,999	0	1	-100.0	1	3	-66.7	900,000-949,999	0	0	0.0	1	3	-66.7
950,000-999,999	0	0	0.0	1	1	0.0	950,000-999,999	0	0	0.0	1	1	0.0
1,000,000+	2	2	0.0	4	3	33.3	1,000,000+	0	0	0.0	3	3	0.0
Totals	62	88	-29.5	846	802	5.5	Totals	27	27	0.0	788	688	14.5

All information is deemed reliable, but is not guaranteed. Interested parties are advised to independently verify all information contained herein. © 2021 MLS and FBS.
Prepared by Rod Stone on Thursday, December 16, 2021 11:17 AM.